

uCertify

Course Outline

PRINCE2 Agile®



28 Apr 2024

1. Course Objective
2. Pre-Assessment
3. Exercises, Quizzes, Flashcards & Glossary
Number of Questions
4. Expert Instructor-Led Training
5. ADA Compliant & JAWS Compatible Platform
6. State of the Art Educator Tools
7. Award Winning Learning Platform (LMS)
8. Chapter & Lessons
Syllabus
Chapter 1: Introduction
Chapter 2: An overview of Agile
Chapter 3: The rationale for blending PRINCE2 and Agile
Chapter 4: The PRINCE2 journey when using agile
Chapter 5: An overview of PRINCE2
Chapter 6: What to fix and what to flex?
Chapter 7: Agile and the PRINCE2 principles
Chapter 8: Agile and the PRINCE2 themes
Chapter 9: Business case theme
Chapter 10: Organization theme
Chapter 11: Quality theme
Chapter 12: Plans theme
Chapter 13: Risk theme
Chapter 14: Change theme
Chapter 15: Progress theme
Chapter 16: Agile and the PRINCE2 processes
Chapter 17: Starting up a project; initiating a project
Chapter 18: Directing a project

Chapter 19: Controlling a stage

Chapter 20: Managing product delivery

Chapter 21: Managing a stage boundary

Chapter 22: Closing a project

Chapter 23: Summary of tailoring guidance for the PRINCE2 products

Chapter 24: The Agilometer

Chapter 25: Requirements

Chapter 26: Rich communication

Chapter 27: Frequent releases

Chapter 28: Creating contracts when using Agile

Chapter 29: Appendix A: Product description outlines

Chapter 30: Appendix B: Roles and responsibilities

Chapter 31: Appendix C: Health check – PRINCE2 Agile version

Chapter 32: Appendix D: Product-Based Planning Example

Chapter 33: Appendix E: The Fundamental Values and Principles of Agile (Including Agile Manifesto)

Chapter 34: Appendix F: Transitioning to Agile, and What Constitutes Success?

Chapter 35: Appendix G: Advice for a Project Manager Using Agile

Chapter 36: Appendix H: The Definitive Guide to Scrum

Videos and How To

9. Practice Test

Here's what you get

Features

10. Post-Assessment

1. Course Objective

Get certified for the PRINCE2 Agile certification exam with the PRINCE2 Agile course. The PRINCE2 Agile training covers the certification exam objectives and is designed to help professionals tailor management controls when working in an agile environment. The course will help you to understand PRINCE2 governance requirements, agile concepts and techniques, and the interface between them.

2. Pre-Assessment

Pre-Assessment lets you identify the areas for improvement before you start your prep. It determines what students know about a topic before it is taught and identifies areas for improvement with question assessment before beginning the course.


3. Quizzes

Quizzes test your knowledge on the topics of the exam when you go through the course material. There is no limit to the number of times you can attempt it.

150
QUIZZES

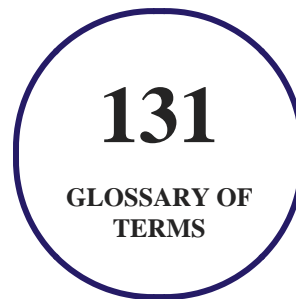
4. flashcards

Flashcards are effective memory-aiding tools that help you learn complex topics easily. The flashcard will help you in memorizing definitions, terminologies, key concepts, and more. There is no limit to the number of times learners can attempt these. Flashcards help master the key concepts.



5. Glossary of terms

uCertify provides detailed explanations of concepts relevant to the course through Glossary. It contains a list of frequently used terminologies along with its detailed explanation. Glossary defines the key terms.



6. Expert Instructor-Led Training

uCertify uses the content from the finest publishers and only the IT industry's finest instructors. They have a minimum of 15 years real-world experience and are subject matter experts in their fields. Unlike a live class, you can study at your own pace. This creates a personal learning experience and gives you all the benefit of hands-on training with the flexibility of doing it around your schedule 24/7.

7. ADA Compliant & JAWS Compatible Platform

uCertify course and labs are ADA (Americans with Disability Act) compliant. It is now more accessible to students with features such as:

- Change the font, size, and color of the content of the course
- Text-to-speech, reads the text into spoken words
- Interactive videos, how-tos videos come with transcripts and voice-over
- Interactive transcripts, each word is clickable. Students can clip a specific part of the video by clicking on a word or a portion of the text.

JAWS (Job Access with Speech) is a computer screen reader program for Microsoft Windows that reads the screen either with a text-to-speech output or by a Refreshable Braille display. Student can easily navigate uCertify course using JAWS shortcut keys.

8. State of the Art Educator Tools

uCertify knows the importance of instructors and provide tools to help them do their job effectively. Instructors are able to clone and customize course. Do ability grouping. Create sections. Design grade scale and grade formula. Create and schedule assessments. Educators can also move a student from self-paced to mentor-guided to instructor-led mode in three clicks.

9. Award Winning Learning Platform (LMS)

uCertify has developed an award winning, highly interactive yet simple to use platform. The SIIA CODiE Awards is the only peer-reviewed program to showcase business and education technology's finest products and services. Since 1986, thousands of products, services and solutions have been recognized for achieving excellence. uCertify has won CODiE awards consecutively for last 7 years:

- **2014**
 1. Best Postsecondary Learning Solution
- **2015**
 1. Best Education Solution

2. Best Virtual Learning Solution
3. Best Student Assessment Solution
4. Best Postsecondary Learning Solution
5. Best Career and Workforce Readiness Solution
6. Best Instructional Solution in Other Curriculum Areas
7. Best Corporate Learning/Workforce Development Solution

• **2016**

1. Best Virtual Learning Solution
2. Best Education Cloud-based Solution
3. Best College and Career Readiness Solution
4. Best Corporate / Workforce Learning Solution
5. Best Postsecondary Learning Content Solution
6. Best Postsecondary LMS or Learning Platform
7. Best Learning Relationship Management Solution

• **2017**

1. Best Overall Education Solution
2. Best Student Assessment Solution
3. Best Corporate/Workforce Learning Solution
4. Best Higher Education LMS or Learning Platform

• **2018**

1. Best Higher Education LMS or Learning Platform
2. Best Instructional Solution in Other Curriculum Areas
3. Best Learning Relationship Management Solution

• **2019**

1. Best Virtual Learning Solution
2. Best Content Authoring Development or Curation Solution
3. Best Higher Education Learning Management Solution (LMS)

• **2020**

1. Best College and Career Readiness Solution
2. Best Cross-Curricular Solution
3. Best Virtual Learning Solution

10. Chapter & Lessons

uCertify brings these textbooks to life. It is full of interactive activities that keeps the learner engaged. uCertify brings all available learning resources for a topic in one place so that the learner can efficiently learn without going to multiple places. Challenge questions are also embedded in the chapters so learners can attempt those while they are learning about that particular topic. This helps them grasp the concepts better because they can go over it again right away which improves learning.

Learners can do Flashcards, Exercises, Quizzes and Labs related to each chapter. At the end of every lesson, uCertify courses guide the learners on the path they should follow.

Syllabus

Chapter 1: Introduction

- What is Prince2 Agile?
- PRINCE2 Agile is for Projects only

Chapter 2: An overview of Agile

- Introduction
- Agile basics
- Acknowledgements and Further Research

Chapter 3: The rationale for blending PRINCE2 and Agile

- Who is PRINCE2 Agile for?
- Which communities will benefit from PRINCE2 Agile?
- When and where can I apply PRINCE2 Agile?
- Course of action for each community in each situation
- What does PRINCE2 Agile consist of?
- Important points about PRINCE2 Agile and this manual
- Beware of prejudice!

Chapter 4: The PRINCE2 journey when using agile

- Pre-project and the initiation stage
- Subsequent stages
- Final stage
- Post-project

Chapter 5: An overview of PRINCE2

- The structure of PRINCE2
- The Principles

- The Themes
- The Processes
- The Project Environment

Chapter 6: What to fix and what to flex?

- The concept of flexing what is delivered
- Why is there a need to work this way?
- The rationale behind flexing what is being delivered
- The five targets in more detail
- Lesson summary

Chapter 7: Agile and the PRINCE2 principles

- The PRINCE2 principles
- The agile view of the PRINCE2 principles
- Guidance on applying the PRINCE2 principles
- PRINCE2 Agile behaviors
- PRINCE2 principles summary

Chapter 8: Agile and the PRINCE2 themes

- The PRINCE2 themes
- Some themes are more prominent than others
- Summary of tailoring guidance for the PRINCE2 themes

Chapter 9: Business case theme

- The PRINCE2 approach to the business case theme
- The agile view of the business case theme
- PRINCE2 Agile guidance for the business case theme
- Agile concepts and techniques
- Business case theme summary

Chapter 10: Organization theme

- The PRINCE2 approach to the organization theme
- The agile view of the organization theme
- PRINCE2 Agile guidance for the organization theme
- Different concepts regarding roles between PRINCE2 and agile
- Agile concepts and techniques
- Organization theme summary
- Acknowledgements and further research

Chapter 11: Quality theme

- The PRINCE2 approach to the quality theme
- The agile view of the quality theme
- PRINCE2 Agile guidance for the quality theme
- Agile concepts and techniques
- Quality theme summary
- Acknowledgements and further research

Chapter 12: Plans theme

- The PRINCE2 approach to the plans theme
- The agile view of the plans theme
- PRINCE2 Agile guidance for the plans theme
- Agile concepts and techniques
- Plans theme summary
- Acknowledgements and further research

Chapter 13: Risk theme

- The PRINCE2 approach to the risk theme

- The agile view of the risk theme
- PRINCE2 Agile guidance for the risk theme
- Agile concepts and techniques
- Risk theme summary

Chapter 14: Change theme

- The PRINCE2 approach to the change theme
- The agile view of the change theme
- PRINCE2 Agile guidance for the change theme
- Agile concepts and techniques
- Change theme summary

Chapter 15: Progress theme

- The PRINCE2 approach to the progress theme
- The agile view of the progress theme
- PRINCE2 Agile guidance for the progress theme
- Agile concepts and techniques
- Progress theme summary

- Acknowledgements and further research

Chapter 16: Agile and the PRINCE2 processes

- The PRINCE2 processes
- Tailoring guidance for the PRINCE2 processes

Chapter 17: Starting up a project; initiating a project

- PRINCE2 guidance on starting up a project and initiating a project
- Agile ways of working that may already exist
- PRINCE2 Agile guidance on starting up a project and initiating a project
- Agile concepts and techniques
- Summary
- Acknowledgements and further research

Chapter 18: Directing a project

- PRINCE2 guidance on directing a project
- Agile ways of working that may already exist
- PRINCE2 Agile guidance on directing a project
- Summary

Chapter 19: Controlling a stage

- PRINCE2 guidance on controlling a stage
- Agile ways of working that may already exist
- PRINCE2 Agile guidance on controlling a stage
- Agile concepts and techniques
- Summary
- Acknowledgements and further research

Chapter 20: Managing product delivery

- PRINCE2 guidance on managing product delivery
- Agile ways of working that may already exist
- PRINCE2 Agile guidance for managing product delivery
- Agile concepts and techniques
- Summary
- Acknowledgements and further research

Chapter 21: Managing a stage boundary

- PRINCE2 guidance on managing a stage boundary

- Agile ways of working that may already exist
- PRINCE2 Agile guidance on managing a stage boundary
- Summary

Chapter 22: Closing a project

- PRINCE2 guidance on closing a project
- Agile ways of working that may already exist
- PRINCE2 Agile guidance on closing a project
- Agile concepts and techniques
- Summary

Chapter 23: Summary of tailoring guidance for the PRINCE2 products

- Baseline products
- Record products
- Report products

Chapter 24: The Agilometer

- Purpose
- When to assess suitability

- How suitability is assessed (the Agilometer)
- Responding to the assessment
- Monitoring the assessment
- Evolving the Agilometer
- The Agilometer slider definitions

Chapter 25: Requirements

- Purpose
- Requirements definition
- Defining product descriptions
- Requirements decomposition and granularity
- Requirements prioritization
- Agile concepts and techniques
- Acknowledgements and further research

Chapter 26: Rich communication

- Purpose
- Forms of communication
- The PRINCE2 Agile approach to communication

- Agile concepts and techniques
- Acknowledgements and further research

Chapter 27: Frequent releases

- Purpose
- Releasing early and frequently
- Summary

Chapter 28: Creating contracts when using Agile

- Traditional contracts
- Primary considerations when structuring an agile contract
- Guidance on how to structure an agile contract
- The role of the supplier in an outcome-based contract
- Summary
- Acknowledgements and further research

Chapter 29: Appendix A: Product description outlines

- A.1 Benefits management approach
- A.2 Business case

- A.3 Change control approach
- A.4 Checkpoint report
- A.5 Communication management approach
- A.6 Configuration item record
- A.7 Daily log
- A.8 End project report
- A.9 End stage report
- A.10 Exception report
- A.11 Highlight report
- A.12 Issue register
- A.13 Issue report
- A.14 Lessons log
- A.15 Lessons report
- A.16 Plan
- A.17 Product description
- A.18 Product status account
- A.19 Project brief

- A.20 Project initiation documentation (PID)
- A.21 Project product description
- A.22 Quality management approach
- A.23 Quality register
- A.24 Risk management approach
- A.25 Risk register
- A.26 Work package

Chapter 30: Appendix B: Roles and responsibilities

Chapter 31: Appendix C: Health check – PRINCE2 Agile version

- C.1 Is the following happening?

Chapter 32: Appendix D: Product-Based Planning Example

- D.1 Scenario
- D.2 Product examples

Chapter 33: Appendix E: The Fundamental Values and Principles of Agile (Including Agile Manifesto)

- E.1 The Agile Manifesto (the Manifesto for Agile Software Development)

- E.2 Scrum theory
- E.3 The five values of eXtreme Programming (XP)
- E.4 The four core values of the Scaled Agile Framework (SAFe) v3.0
- E.6 The eight principles of the Dynamic Systems Development Method
- E.7 The Kanban method
- E.8 The principles of Lean thinking
- E.9 The five principles of Lean Startup

Chapter 34: Appendix F: Transitioning to Agile, and What Constitutes Success?

- F.1 Different forms of success
- Further research

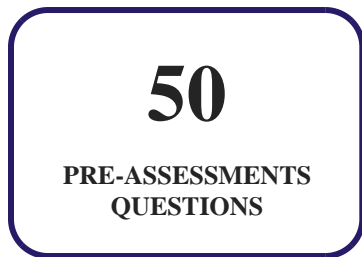
Chapter 35: Appendix G: Advice for a Project Manager Using Agile

- G.1 Collaboration and self-organization
- G.2 Transparency, communication and exploration
- G.3 Environment
- G.4 Plan, monitor and control

Chapter 36: Appendix H: The Definitive Guide to Scrum

11. Practice Test

Here's what you get



Features

Each question comes with detailed remediation explaining not only why an answer option is correct but also why it is incorrect.

Unlimited Practice

Each test can be taken unlimited number of times until the learner feels they are prepared. Learner can review the test and read detailed remediation. Detailed test history is also available.

Each test set comes with learn, test and review modes. In learn mode, learners will attempt a question and will get immediate feedback and complete remediation as they move on to the next question. In test mode, learners can take a timed test simulating the actual exam conditions. In review mode, learners can read through one item at a time without attempting it.

12. Post-Assessment

After completion of the uCertify course Post-Assessments are given to students and often used in conjunction with a Pre-Assessment to measure their achievement and the effectiveness of the exam.

GET IN TOUCH:

www.uCertify.com