

uCertify

Course Outline

Microsoft Word 2021



19 May 2024

1. Course Objective
2. Pre-Assessment
3. Exercises, Quizzes, Flashcards & Glossary
Number of Questions
4. Expert Instructor-Led Training
5. ADA Compliant & JAWS Compatible Platform
6. State of the Art Educator Tools
7. Award Winning Learning Platform (LMS)
8. Chapter & Lessons

Syllabus

Chapter 1: About This Course

Chapter 2: Getting Started with Word 2021

Chapter 3: Formatting Text and Paragraphs

Chapter 4: Working More Efficiently

Chapter 5: Managing Lists

Chapter 6: Adding Tables

Chapter 7: Inserting Graphic Objects

Chapter 8: Controlling Page Appearance

Chapter 9: Preparing to Publish a Document

Chapter 10: Appendix A: Microsoft® Office Word 2021 Common Keyboard Shortcuts

Videos and How To

9. Practice Test

Here's what you get

Features

10. Live labs

Lab Tasks

Here's what you get

11. Post-Assessment

1. Course Objective

In the Microsoft Word 2021 course, you'll learn how to use Word 2021 to create and edit simple documents; format documents; add tables and lists; add design elements and layout options; and proof documents. The Microsoft Word course and lab are intended for students who want to learn essential Word 2021 skills, such as creating, editing, and formatting documents; inserting simple tables and creating lists, and employing a variety of techniques for improving the appearance and accuracy of document content.

2. Pre-Assessment

Pre-Assessment lets you identify the areas for improvement before you start your prep. It determines what students know about a topic before it is taught and identifies areas for improvement with question assessment before beginning the course.

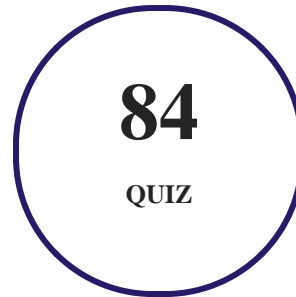
3. Exercises

There is no limit to the number of times learners can attempt these. Exercises come with detailed remediation, which ensures that learners are confident on the topic before proceeding.



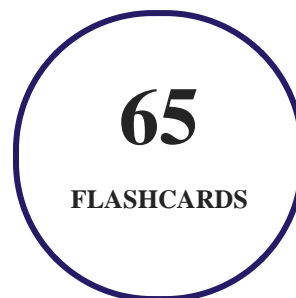
4. Quiz

Quizzes test your knowledge on the topics of the exam when you go through the course material. There is no limit to the number of times you can attempt it.



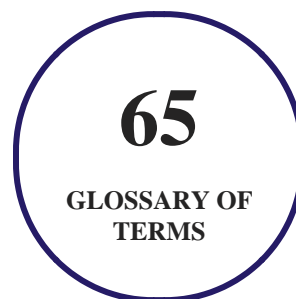
5. flashcards

Flashcards are effective memory-aiding tools that help you learn complex topics easily. The flashcard will help you in memorizing definitions, terminologies, key concepts, and more. There is no limit to the number of times learners can attempt these. Flashcards help master the key concepts.



6. Glossary of terms

uCertify provides detailed explanations of concepts relevant to the course through Glossary. It contains a list of frequently used terminologies along with its detailed explanation. Glossary defines the key terms.



7. Expert Instructor-Led Training

uCertify uses the content from the finest publishers and only the IT industry's finest instructors. They have a minimum of 15 years real-world experience and are subject matter experts in their fields. Unlike a live class, you can study at your own pace. This creates a personal learning experience and gives you all the benefit of hands-on training with the flexibility of doing it around your schedule 24/7.

8. ADA Compliant & JAWS Compatible Platform

uCertify course and labs are ADA (Americans with Disability Act) compliant. It is now more accessible to students with features such as:

- Change the font, size, and color of the content of the course
- Text-to-speech, reads the text into spoken words
- Interactive videos, how-tos videos come with transcripts and voice-over
- Interactive transcripts, each word is clickable. Students can clip a specific part of the video by clicking on a word or a portion of the text.

JAWS (Job Access with Speech) is a computer screen reader program for Microsoft Windows that reads the screen either with a text-to-speech output or by a Refreshable Braille display. Student can easily navigate uCertify course using JAWS shortcut keys.

9. State of the Art Educator Tools

uCertify knows the importance of instructors and provide tools to help them do their job effectively. Instructors are able to clone and customize course. Do ability grouping. Create sections. Design grade scale and grade formula. Create and schedule assessments. Educators can also move a student from self-paced to mentor-guided to instructor-led mode in three clicks.

10. Award Winning Learning Platform (LMS)

uCertify has developed an award winning, highly interactive yet simple to use platform. The SIIA CODiE Awards is the only peer-reviewed program to showcase business and education technology's finest products and services. Since 1986, thousands of products, services and solutions have been

recognized for achieving excellence. uCertify has won CODiE awards consecutively for last 7 years:

- **2014**

1. Best Postsecondary Learning Solution

- **2015**

1. Best Education Solution
2. Best Virtual Learning Solution
3. Best Student Assessment Solution
4. Best Postsecondary Learning Solution
5. Best Career and Workforce Readiness Solution
6. Best Instructional Solution in Other Curriculum Areas
7. Best Corporate Learning/Workforce Development Solution

- **2016**

1. Best Virtual Learning Solution
2. Best Education Cloud-based Solution
3. Best College and Career Readiness Solution
4. Best Corporate / Workforce Learning Solution
5. Best Postsecondary Learning Content Solution
6. Best Postsecondary LMS or Learning Platform
7. Best Learning Relationship Management Solution

- **2017**

1. Best Overall Education Solution
2. Best Student Assessment Solution
3. Best Corporate/Workforce Learning Solution
4. Best Higher Education LMS or Learning Platform

- **2018**

1. Best Higher Education LMS or Learning Platform

2. Best Instructional Solution in Other Curriculum Areas
3. Best Learning Relationship Management Solution

- **2019**

1. Best Virtual Learning Solution
2. Best Content Authoring Development or Curation Solution
3. Best Higher Education Learning Management Solution (LMS)

- **2020**

1. Best College and Career Readiness Solution
2. Best Cross-Curricular Solution
3. Best Virtual Learning Solution

11. Chapter & Lessons

uCertify brings these textbooks to life. It is full of interactive activities that keeps the learner engaged. uCertify brings all available learning resources for a topic in one place so that the learner can efficiently learn without going to multiple places. Challenge questions are also embedded in the chapters so learners can attempt those while they are learning about that particular topic. This helps them grasp the concepts better because they can go over it again right away which improves learning.

Learners can do Flashcards, Exercises, Quizzes and Labs related to each chapter. At the end of every lesson, uCertify courses guide the learners on the path they should follow.

Syllabus

Chapter 1: About This Course

- Course Description

Chapter 2: Getting Started with Word 2021

- Topic A: Navigate in Microsoft Word
- Topic B: Create and Save Word Documents
- Topic C: Manage Your Workspace
- Topic D: Edit Documents
- Topic E: Preview and Print Documents
- Topic F: Customize the Word Environment

Chapter 3: Formatting Text and Paragraphs

- Topic A: Apply Character Formatting
- Topic B: Control Paragraph Layout
- Topic C: Align Text Using Tabs
- Topic D: Display Text in Bulleted or Numbered Lists
- Topic E: Apply Borders and Shading

Chapter 4: Working More Efficiently

- Topic A: Make Repetitive Edits
- Topic B: Apply Repetitive Formatting
- Topic C: Use Styles to Streamline Repetitive Formatting Tasks

Chapter 5: Managing Lists

- Topic A: Sort a List
- Topic B: Format a List

Chapter 6: Adding Tables

- Topic A: Insert a Table
- Topic B: Modify a Table
- Topic C: Format a Table
- Topic D: Convert Text to a Table

Chapter 7: Inserting Graphic Objects

- Topic A: Insert Symbols and Special Characters
- Topic B: Add Images to a Document

Chapter 8: Controlling Page Appearance

- Topic A: Apply a Page Border and Color
- Topic B: Add Headers and Footers
- Topic C: Control Page Layout
- Topic D: Add a Watermark

Chapter 9: Preparing to Publish a Document

- Topic A: Check Spelling, Grammar, and Readability
- Topic B: Use Research Tools
- Topic C: Check Accessibility
- Topic D: Save a Document to Other Formats

Chapter 10: Appendix A: Microsoft® Office Word 2021 Common Keyboard Shortcuts

12. Practice Test

Here's what you get

25

PRE-ASSESSMENTS QUESTIONS

25

POST-ASSESSMENTS QUESTIONS

Features

Each question comes with detailed remediation explaining not only why an answer option is correct but also why it is incorrect.

Unlimited Practice

Each test can be taken unlimited number of times until the learner feels they are prepared. Learner can review the test and read detailed remediation. Detailed test history is also available.

Each test set comes with learn, test and review modes. In learn mode, learners will attempt a question and will get immediate feedback and complete remediation as they move on to the next question. In test mode, learners can take a timed test simulating the actual exam conditions. In review mode, learners can read through one item at a time without attempting it.

13. Live Labs

The benefits of live-labs are:

- Exam based practical tasks
- Real equipment, absolutely no simulations
- Access to the latest industry technologies
- Available anytime, anywhere on any device
- Break and Reset functionality
- No hardware costs

Lab Tasks

Getting Started with Word 2021

- Setting the Zoom Level of a Document
- Creating and Saving a Document
- Saving a Document within Another Document
- Formatting the Text to Bold
- Copying and Saving a Text
- Enabling Paragraph Marks

Formatting Text and Paragraphs

- Formatting the Text to Italic
- Changing the Font Style and Font Size
- Changing the Heading Style
- Changing the Text Color
- Changing the Capitalization of a Text
- Highlighting a Text
- Changing the Paragraph Formatting
- Indenting the First Line of a Paragraph
- Enabling Automatic Hyphenation
- Setting the Tab Stop
- Creating a Bulleted List
- Inserting a Border Around a Paragraph

Working More Efficiently

- Using Find and Replace to Edit
- Copying Paragraph Formatting Using Format Painter
- Creating a New Style
- Applying the Heading Style

Managing Lists

- Sorting the Contents of a Table
- Changing a Bulleted List to a Numbered List

Adding Tables

- Inserting a Table
- Formatting a Table

Inserting Graphic Objects

- Inserting a Symbol
- Inserting and Formatting a Picture

- Creating a Chart
- Adding a SmartArt
- Inserting a Shape
- Inserting a 3D Model

Controlling Page Appearance

- Creating Header and Footer
- Controlling Page Layout
- Adding a Watermark to a Document

Preparing to Publish a Document

- Configuring Spelling and Grammar Options
- Using the Thesaurus Tool
- Translating a Chunk of Text into a Document
- Saving a Document in a Different File Format

Here's what you get

39

LIVE LABS

64

VIDEO TUTORIALS

54

MINUTES

14. Post-Assessment

After completion of the uCertify course Post-Assessments are given to students and often used in conjunction with a Pre-Assessment to measure their achievement and the effectiveness of the exam.

GET IN TOUCH:

www.ucertify.com